

Ice Bowl Keeps Getting Bigger and Better

by Rick Rothstein

There might be a few readers who don't know that in January and February every year, communities across North America, and a few in Europe, hold winter disc golf events under the banner of Ice Bowl. Ice Bowls are about having fun; raising money, most often, for local charities (with an emphasis on feeding the hungry); and creating positive awareness for disc golf. The rules are simple for Ice Bowls in that wimps and whiners are not allowed and that (within reason) an Ice Bowl event cannot be postponed or canceled because of the weather. For more information and to get in on the fun for 2008, please visit icebowlHQ.com.

Even with some extremely challenging weather conditions, 2007 was the best year ever for Ice Bowl. With 200 events reporting, the total cash raised for charity was just shy of \$198,000, which is \$34K better than last year's record. In addition, nearly 18 tons of food was raised for local food banks. With over \$850,000 raised since Ice Bowl became connected with charitable fundraising in 1996, we'll top the \$1,000,000 mark in 2008. There were almost 9,000 players and helpers this year, which puts the 21-year participant total for all Ice Bowls close to 70,000.

While Disc Golf World created the Ice Bowl many years ago and provides the wherewithal for others to hold winter events for fun and charity, in the final analysis, it's the many tournament directors who do the "heavy lifting," making the impressive numbers cited above possible. We thank them for their tenacity, generosity, and creativity. Because the weather was so phenomenally odd this year, directors wrote more about it than in years past, and thus, we're sharing these reports for the balance of this article.

One final note: as this magazine will not be around next year to report on Ice Bowl 2008, this might be last time that the Ice Bowl story makes print—at least in this comprehensive manner. However, we fully intend to tell the story of Ice Bowl 2008 at both icebowlHQ.com and dgn.com. Don't be a wimp and support your local Ice Bowl in 2008.

Weather or Not!

There was record heat along the Eastern Seaboard during the first weekend of Ice Bowl, but that changed shortly thereafter. According to Wikipedia, "The North American ice storm of 2007 was a severe ice storm that impacted a large swath of North America from the Rio Grande Valley to New England and southeastern Canada starting on January 11, 2007 through January 16, followed by a second wave in the Southern United States from



Texas to the Carolinas from January 16 through January 18 and a third one that hit the southern Plains and mid-Atlantic states as well as Newfoundland and Labrador from January 19 to January 24." The average temperature for all Ice Bowls this year was 34.1° (compared to 40.0° in 2006). Snowfall averaged 3.3 inches per event, 2.1 inches more than last year. Here are some stories from our Ice Bowl tournament directors.

In Memphis, a very heavy and continuous rain enveloped the ambiance of the day, but that did not stop the unlimited mulligans at \$5 a piece for St. Jude. In Raleigh, there was sleet and freezing rain all day. It was freakin' cold!

Arvada, Colorado had plenty of snow, but two days before the event, winds of 40-70 mph literally blew the snow off the hill on the Bird's Nest course, where a putting contest that includes sledding down a hill while trying to putt discs into portable baskets had been planned. At 8 a.m. on the day of the event, the winds were steadily blowing 50 mph with gusts over 60 mph. Once it was determined that with winds that strong it would take forever to finish, the Ice Bowl was moved to the Johnny Roberts Course in Arvada where the winds were gusting only in the 20-30 mph range.

Lexington had a *true* Ice Bowl as the winds were 24 to 40 mph from the north, and the wind chill plummeted to -4° by day's end. The night before the Waterbury, Vermont Ice Bowl, it was -15°, but it had warmed to a balmy minus 2° at tee time. A light snow fell during the first round, but by day's end, the setting sun peeked through the clouds. Hannibal, Missouri's hole #9

is on a roughly 30-degree incline and about 20 feet from the flat base. During Ice Bowl, it was covered with ice with a few patches of grass, which forced several players to crawl on their hands and knees just to putt.

As the second round started in Ashtabula, Ohio, the wind picked up a little, and the temperature began to drop. With three holes left, the heavens let loose with a blizzard that we hadn't seen the likes of in some time. It was coming down so hard, with the wind whipping the flakes around, that it was difficult to follow the flight of a disc. Everyone was bundled up, and the snow was sticking to everyone;



ANNUAL
20

anyone driving through the park would have thought that there were some real "loonies" out playing disc golf. It was the kind of weather that you'd never go out to play disc golf in...and that's what made it so cool.

In Middletown and Walkersville, Maryland, where the ice storm had hit earlier in the week, the temperatures stayed below freezing until Saturday afternoon, which kept the courses completely iced. The top ice was so strong that you could park a car on top

without breaking through to the snow beneath. The highlights of the round included: having to impose a nine-stroke limit so that those of us without gummy plastic could "finish" certain holes; watching two players who had ice gear pushing people up the hill; watching drives "gyroscope" on the ice for 30 seconds before they stopped spinning; and seeing all 16 disc golfers complete both rounds!

In Byron, Michigan, lake-effect snow arrived in squalls that would last for 30 minutes and produced whiteout conditions that limited visibility to less than 200 feet. It was cold with temperatures ranging from 3° to 8° and feeling like -35° when the wind speed reached 30 mph. During the day, 14-year-old Ziggy Bierekoven chivalrously went to find Sarah DeMar's wayward drive that had skipped off the bluff and disappeared into a ravine. As he approached the creek, he lost his footing and slid into the icy waters. He got soaked to the waist and immediately went into shock. He stood in the creek—dazed and not blinking. Given the conditions, Ziggy would have five minutes before debilitating hypothermia would set in. Tournament Director Bruce Brakel yelled at Ziggy to get out of the water and to run to the clubhouse. After exiting the water, his pants froze immediately and weighed 25 pounds. After shedding his pants, Ziggy, in his long johns, scurried to the clubhouse where the course manager, who fortunately is an avid winter outdoorsman, got Ziggy into a hot shower. As no one entered the expert division, the TD awarded Ziggy the expert trophies for being an "expert" in survival.

In Kansas City, the huge attendance forced the use of the heavily iced "Down Under" course for the second round. Craig Walker broke his leg while trying to get to his tee, but he never whined a bit!

There were strong-enough gusts in Findlay, Ohio to white out tees



KANSAS CITY, KS

212 PLAYERS 16° \$3,000

and playing areas with drifting snow. Any unprotected skin surfaces got chapped because of the severe wind chill. The morning of the Buffalo, New York Ice Bowl was memorable because there was a wall of snow approaching the park that eventually made a clear day into horrific playing conditions along with 25 mph winds.

In Columbia, Missouri, the site of the very first Ice Bowl in 1987, it was quite windy with a crusty, treacherously slick ice glaze on the fairways

that produced lots of falls but no serious injuries. The Nixa (Missouri) Freeze was a fitting name for its Ice Bowl this year because it received a very extensive ice storm Friday night into Saturday morning that knocked out power to many around the area. The baskets were covered in ice, which made putting a little tougher. In Easton, Massachusetts, it was so icy that everyone used Yaktrax Walkers.


In Milan, Illinois, it never got above 0°, and when the wind gusted to 35 mph, the wind chill was -25°. In Pratt, Kansas, it was sunshine and hula shirts in the morning, and then, a hazardous blizzard in the afternoon moved in that closed many roads. There was a large amount of snow in Rochester, New York that crusted over in some places. It was not uncommon for players to break through the crust, ending up in waist-high drifts. Similar drifts were reported in Sanborn, Iowa.

After three straight days of rain, they played the Hughesville, Pennsylvania Ice Bowl in two inches of mud. With nearly two inches of rain in Cincinnati, longtime TD and golfer Dan Bayless wrote, "These were probably some of the worst course conditions I've played in—muddy and wet!" Ukiah, California had 1.85 inches of rain during its event, which transformed numerous parts of the course into waterways with a lot of mud.

Newtown, Pennsylvania had purchased enough Ice Bowl

discs to provide player packs for 75 players, which the staff figured was a reasonable growth target looking at years past. However, they had not counted on Mother Nature turning January 6 into what seemed like a day in May at 73°, which led to 94 players showing up! In Yorktown, New York, 70° in January says it all. The Athol, Massachusetts Ice Bowl was 70° warmer than two years ago! There was no ice on the pond as people were playing in shorts and then, after lunch, without shirts.

ANNUAL
15



St. CLOUD, MN

118 PLAYERS 8° 262 LBS. \$21,610

ANNUAL
12



AMARILLO, TX

50 PLAYERS 60° 1553 LBS.
\$1,500

ANNUAL
5



AUGUSTA, GA

\$1,000


ANNUAL
2



ARCHDALE, NC

54 PLAYERS 32° 720 LBS.
\$225

ANNUAL
5



ARVADA, CO

65 PLAYERS 40° 50 LBS.
\$9,262

ANNUAL
1



BELLE PLAINE, IA

33 PLAYERS 27° 360 LBS.
\$470

ANNUAL
2



CHATTANOOGA, TN

82 PLAYERS 33°
\$5,526

ANNUAL
1



CENTRALIA, IL

33 PLAYERS 34° 75 LBS.

ANNUAL
15



DEXTER, MI

37 PLAYERS 20° 249 LBS.
\$1,200

ANNUAL
3



DURHAM BRIDGE, NB, CAN

55 PLAYERS 34° 394 LBS.
\$1,045

ANNUAL
3



E. LIVERPOOL, OH

25 PLAYERS 27° 551 LBS.
\$300

ANNUAL
4



EASTON, MA

50 PLAYERS 35° \$1,000

ANNUAL
4



EASTVILLE, VA

48 PLAYERS 42° 100 LBS.
\$900

ANNUAL
4



FINDLAY, OH

16 PLAYERS 0° \$96

ANNUAL
6



PHIL GAMMON

GATINEAU, QC, CAN

33 PLAYERS 10° 1029 LBS.
\$2,346

ANNUAL
1



HANNIBAL, MO

14 PLAYERS 20° \$209

ANNUAL
2



HARTSELLE, AL

44 PLAYERS 33° \$1,200

NOTABLE CONTRIBUTORS

We asked TDs to report the names of the people/companies who were responsible for bringing in significant amounts of charitable donations. It was an impressive list this year.

Abilene, TX: Bob Habert \$138. Albuquerque, NM: Nick Sands \$100. Amarillo, Texas: Panhandle Flying Disc Association \$317. Woodmen of the World \$200, Mike Wilting & family \$500. Arvada, CO: Winter Warriors Series \$2,800, Randy Anderson, Mike Webster, & Josh Shaw \$1,130, Steve Brown \$1,064, John Bird \$912, Larry McCourt \$750, Jay Burghardt \$500, Koz- Blue Heron Open \$250, Ken Hughes \$200, Dustin Martin \$125, Sergio Santilles \$120, John Reed \$100. Aurora, IL: Leonardi's \$100. Calgary, AB: Rudy Falconer \$1,000, Mike Sorochan \$761, Jim Stevens \$250. Chattanooga, TN: Scott Homberg \$767, Shaggy \$430, Shan Trotter \$379, Jake Nye \$130 Eric Riggs \$125, Josh Schvaneveldt \$120, Jeremiah Ash \$117, Mike Eldridge \$100, Dave Smith \$100. Columbus, OH: Allen Koehler \$140.

Gatineau, QC, Canada: Rod Nicholls \$450, Carl Visser \$250, Eric Vinet \$500. Holly Springs, MS: Lyle Richardson \$500. Houston, TX: Jack Camp \$1,715. Huntington, WV: Don Kleppe \$3,300, Terry Curtis \$725, Huntington Disc Golf Club Membership \$450, Dr. Tony Bowles DDS \$100, Johnny Sias \$100. Huntsville, AL: Bill Bee, \$200. Indianapolis, IN: Greg Blatz \$300, Pat Duncan \$220, Chuck Wharton \$150, Jerry Suiter \$120. Joplin, MO: Health Path Associates \$100, Vintage Stock \$100. Kamloops, BC: Colin MacKinnon \$280. Knoxville, TN: , Josh Bunch \$175, Kevin Young \$120, Sam Moffatt \$120, Charlie Owens \$120. Live Oak, TX: Round Rock Disc Golf Club \$100; Corey Peschke \$194. Los Angeles, CA: Michael Bauer \$300, Howard Tan \$300, John Salvo \$300, Dave Hadder \$300, Narvelle Courtney \$300, Jamison and Stroh Families \$300, Mark, Susie and Chris Horn \$300, Virgil Phillips \$100. Missoula, MT: Craig Reseland \$1,700. Newtown, PA: Stephen "The Canadian" Caffer \$1,916. Norwalk, CT: Adam Fasciolo \$222, TJ Barber \$222. Davod Cudiner \$222, Bill Dunn \$200.

Raleigh, NC: Rocky Geist \$191, Brian Schweberger, \$170. Rocklin, CA: Rob Brandlein, \$2,217. Roseville, MN: Coach Dave Pennington \$100, Wally McCarthy \$100, Minnesota Frisbee Association, \$100. Springfield, IL-Microtel \$100. St. Cloud: Travis Mick \$1,215; Mike Ferschweiler, Rick Rentz and Adam Blasing (\$500+); Mike "Kuks" Stadther, Matthew Roscoe, Jeff Gradin, Pete and Tom Hazen, Terri Erbes, John Grether, Jeremy Schloogh, Blue Ribbon Pines Disc Golf Course \$250+; Todd Grundhoefer, Jason Kloskin, Brian Gustafson, Lisa Wolfe, Greg and Mary Stein, Cody Moe, Phil Bisset, Steve Gradin, Jason Krebsbach, Chad Essendrup, Adam Gorres, Russ Stanger, Tim Schreder (\$100+). Shreveport, LA: Dieter Neumann \$675. Tallahassee, FL: James Farmer \$1300, FLSO \$1000, Jason Haynie \$360; Middlebrooks & O'Leary \$200, Infinity Software Development \$100. Tiffin, OH-Rob Ledwedge \$200, Brian Deep, \$103. Warwick, NY: Mike Canino \$100. Wooster, OH: Dan Kilgore, \$250. Yorktown, NY: The Bill Newman Family \$250.

COLDEST

1	Aberdeen, SD	-11
2	Springfield, IL	-6
3	Des Moines, IA	-4
4	Milan, IL	-2
5	Roseville, MN	0
6	Waterbury Center, VT	0
7	Findlay, OH,	0
8	Calgary, AB, CAN	1
9	Climax, MI	2
10	Ashtabula, OH	2

BEST ATTENDED

1	Kansas City, KS	212
2	St. Paul, MN	180
3	Murfreesboro, TN	131
4	Austin, TX	127
5	Portland, OR	125
6	Dexter, MI	121
7	St Cloud, MN	118
8	Berkeley, CA	106
9	Toccoa, GA	100
10	Newtown, PA	98

SNOWIEST

1	Anchorage, AK	45"
2	Syracuse, NY,	38"
3	Saskatoon, SK, CAN	29"
4	Edmonton, AB, CAN	28"
4	Winnipeg, MB, CAN	28"
6	South River, ON, CAN	26"
6	Durham Bridge, NB, CAN	25"
8	Vadito, NM	25"
9	Durango, CO	24"
10	Rochester, NY	18"

TOP FOOD DONATIONS

1	Newtown, PA	4,506#
2	Rocklin, CA	2367#
3	Amarillo, TX	1,553 #
4	Gatineau, QC, CAN	1,029#
5	Tallahassee, FL	923#
6	Peoria, IL	900#
7	Newport News, VA	890#
8	Spokane, WA	842#
9	Ft. Madison, IA	783#
10	Troy, MI	750#



SASKATOON, SASKATCHEWAN

2007 Great Canadian Challenge

The Great Canadian Ice Bowl Challenge 2007 featured 13 (up from 10 last year) communities participating from across Canada. Ottawa, Ontario retained its top spot in the challenge by donating \$2,346 and 1,029 pounds of food. They drew 33 players who competed in eight inches of snow and 10° temperatures. The top fundraiser, with \$3,661, was Calgary, Alberta, who placed second in the Challenge. Calgary also had the coldest playing conditions with 1°F. Newcomer Saskatoon had the most snow—30 inches. The Challenge is awarded on a town's finish in five categories: money raised, pounds donated, participants, temperature, and snow on the ground.

TOP FUNDRAISERS

1	\$21,610	Saint Cloud, MN	St Cloud Disc Golf Club
2	\$12,798	Charlotte, NC	Charlotte Disc Golf Club
3	\$9,262	Arvada, CO	Millie High Disc Golf Club
4	\$5,526	Chattanooga, TN	Chattanooga Flying Disc Club
5	\$4,684	Huntington, WV	Huntington Disc Golf/Don Kleppe
6	\$4,569	Tallahassee, FL	Seven Hills Hurlers
7	\$4,074	Los Angeles, CA	Discsports in Southern California
8	\$3,661	Calgary, AB, Canada	Calgary Disc Golf Association
9	\$3,070	Pueblo, CO	Ed Steele/Ed Montano
10	\$3,000	Kansas City, KS	Kansas City Flying Disc Club
10	\$3,000	Houston, TX	Houston Flying Disc Society



MILWAUKEE, WISCONSIN

ICE BOWL ACES

Abilene, TX: Cliff Dickerson, Cal Young #11, 278'. Albuquerque, NM: Robert George, #4, 270'. Amarillo, TX: John Kaylor, #5. Athol, MA: David Hoey, #6, 239'. Augusta, GA: Matt Flynn, Patriots Park #17. Belle Plaine, IA: Cade Garbes, Franklin #2, 201'. Berkeley, CA: Arek Whitmyer, #8; Colin Boyd, #8; Dave Holwerda, #8; Ryan Pinola, #18. Charlton, MA (Bufferville Dam): Bear Dunn, #2B, 335'; Steve Ditter, #8B, 245'; Jay Ballard, Hole #7B, 193'. Chattanooga, TN: Rodney Goad, the Sinks #3, 265'. Cincinnati, OH: Gaige McNutt, Mt. Airy #13.

Columbia, MO: Ron Robertson, Back #13, 240'. Columbus, OH: Dan Busick, #C, Adam Grant, #12. Fort Madison, IA: Andrew Weyl, Scenic Drive #15, 230'. Hickory, NC: Henry C, #6; Todd L, #15. High Point, NC: Jordan Boyles, short course #2, 216'. Huntsville, AL: Brady Bose, #6. Independence, KY: Rod Angell, Banklick #22. Joplin, MO: Ty Fansler, McClelland #9, 190'. Kalajoki, FINLAND: Mikko Juusola, Kalajoen Särkät #5, 217'. Kansas City, KS: Steve Harris, Rosedale (original) #1, 250'. Kingston, NC: ??, #15, 262'.

Lansing, MI: Bruce Brakel, Grand Woods #18. Live Oak, TX: Victor Villalobos, #5. Los Angeles, CA: Howard Tan Chavez Ravine #7, 240'. Murfreesboro, TN (Barfield Crescent): Josh Willoughby, #2, 230'; Randy Curuts, #18, 275'. Raleigh, NC: Drew Pasteur, #1, 207'. Saint Cloud, MN: Adam Wilson, #5A. Santa Cruz, CA: Elliot Ferdig, #17. Springfield, IL: Aren Dow, #17, 201'. Tallahassee, FL: Mike Odom, Tom Brown #6, 326'. Toccoa, GA: Matt Dollar, #1, 205'. Toledo, OH: Ziggy Bierehoven, #3, 235'. Troy, MI: Stephen Wiegiers, #13, 207'. Tulsa, OK: Kelly Watson, #18, 271'. Wooster, OH: Keith Kaufman, #1.

ANNUAL
3



HENDERSON, TN

55 PLAYERS 34° 394 LBS.
\$1,045

ANNUAL
5



HUNTSVILLE, AL

88 PLAYERS 52° 45 LBS.
\$1,946

ANNUAL
1



JEFFERSON, NC

36 PLAYERS 26°
\$933

ANNUAL
2



KINSTON, NC

56 PLAYERS 50° 20 LBS.
\$865

ANNUAL
4



KNOXVILLE, TN

48 PLAYERS 33° 357 LBS.
\$1,807

ANNUAL
7



LIBERTY CORNER, NJ

18 PLAYERS 5° 20 LBS.
\$347

ANNUAL
13



LINCOLN, NE

26 PLAYERS 35°
\$550

ANNUAL
5



LIVE OAK, TX

76 PLAYERS 63° 615 LBS.
\$1,300

ANNUAL
1



MAHAHAT, BC, CAN 15 PLAYERS 45° \$150

ANNUAL
1




MIDDLETOWN, MD 17 PLAYERS 30° 10 LBS. \$375

ANNUAL
1



MILWAUKEE, WI 11 PLAYERS 34° 15 LBS. \$40

ANNUAL
2



MISSOULA, MT 59 PLAYERS 36° 172 LBS. \$1,800

ANNUAL
5



MURFREESBORO, TN 131 PLAYERS 35° 600 LBS. \$900

ANNUAL
10



NEWPORT NEWS, VA 45 PLAYERS 39° 890 LBS. \$1,000

ANNUAL
4



NEWTOWN, PA 98 PLAYERS 73° 4506 LBS.

ANNUAL
3



Nixa, MO 23 PLAYERS 26° \$100

ANNUAL
9



NORWALK, CT

56 PLAYERS 27° ISS LBS. \$1,285

ANNUAL
1



OAKVILLE, ON, CAN

16 PLAYERS 12° 20 LBS. \$160

ANNUAL
6



PALISADES, CO

89 PLAYERS 53° 300 LBS. \$2,235

ANNUAL
20



RALEIGH, NC

51 PLAYERS 30° \$2,075

ANNUAL
8



SANTA CRUZ, CA

90 PLAYERS 35° 250 LBS. \$850

ANNUAL
8



SARASOTA, FL

65 PLAYERS 65° 400 LBS. \$2,104

ANNUAL
1



SASKATOON, SK, CAN

15 PLAYERS 9° 200 LBS. \$190

ANNUAL
1



SAVANNAH, GA

24 PLAYERS 52° 250 LBS. \$350

ANNUAL
3



W. PALM BEACH, FL 32 PLAYERS 75° \$225

ANNUAL
4



SYRACUSE, NY 42 PLAYERS 17° 52 LBS. \$230

ANNUAL
3



TALLAHASSEE, FL 83 PLAYERS 53° 923 LBS. \$4,569

ANNUAL
1



TIFFIN, OH 27 PLAYERS 33° \$1,313

ANNUAL
4




TROY, MI 44 PLAYERS 30° 750 LBS. \$1,200

ANNUAL
12



TULSA, OK 67 PLAYERS 30° 318 LBS. \$2748

ANNUAL
1



UKIAH, CA 25 PLAYERS 54° 150 LBS. \$330

ANNUAL
1



WATERBURY CENTER, VT 23 PLAYERS 0° 15 LBS. \$557

Ice Bowl 2007

Date	City	Charity	Ann	Play	F	Snow	Cash	#s	2/3	Ellicott City, MD	Maryland Food Bank	11	42	35	2	\$452	14
11/13	St Cloud, MN	Catholic Charities/St. Cloud Children's Home	15	118	8	0	\$21,610	262	1/6	Springfield, MI	Food Bank of South Central Michigan	1	44	25	0	\$450	356
2/17	Charlotte, NC	2nd Harvest Food Bank of Metrolina & Raptor Center	10	78	40	0	\$12,798	0	1/20	Columbus, OH	Mid-Ohio Food Bank	15	60	23	0	\$430	0
2/3	Arvada, CO	Arvada Comm Food Bank, Food Bank of the Rockies, Jeffco Open Space Foundation	5	65	40	6	\$9,262	50	2/3	Warwick, NY	Warwick Valley Community Center	7	39	21	2	\$430	0
									1/13	Evansville, IN	Tri-State Food Bank	2	18	35	0	\$425	0
2/10	Chatanooga, TN	VORP-Victim Offender Reconciliation Program	2	82	33	0	\$5,526	0	2/3	Boise, ID	America's Second Harvest/Idaho Food Bank	14	42	50	0	\$420	279
1/27	Huntington, WV	Huntington Area Food Bank	10	33	37	0	\$4,684	TBA	1/20	Grand Rapids, MI	Second Harvest Gleaners Food Bank of West Michigan	8	60	22	6	\$420	93
2/10	Tallahassee, FL	Second Harvest of the Big Bend	3	83	53	0	\$4,569	923	2/3	Austin, TX	Capital Area Food Bank	7	127	60	0	\$400	371
1/27	Los Angeles, CA	LA Conservations Corps/LA Regional Food Bank	5	85	70	0	\$4,074	120	2/3	Albuquerque, NM	Roadrunner Food Bank	14	39	31	0	\$400	282
2/10	Calgary, AB, CAN	Women's Centre of Calgary	6	30	1	14	\$3,661	250	2/10	Novato, CA	Petaluma Boys & Girls Club/NOAH	4	18	63	0	\$400	250
1/20	Pueblo, CO	Pueblo Interfaith Hospitality Network	2	31	18	3	\$3,070	120	1/13	Dayton, OH	The Food Bank	8	54	27	0	\$400	0
1/28	Kansas City, KS	Bishop Sullivan Center	20	212	16	2	\$3,000	0	2/24	Dayton, OH	Food Bank	8	40	20	8	\$400	0
2/3	Houston, TX	Houston Food Bank	16	42	43	0	\$3,000	0	1/27	Bellingham, WA	Bellingham food bank	1	50	46	9	\$399	187
1/27	Tulsa, OK	Community Food Bank of Eastern Oklahoma	12	67	30	0	\$2,748	318	1/27	West Milford, NJ	Strengthening Our Sisters	15	42	32	0	\$397	0
2/11	Durango, CO	Country Kids with Cancer	7	35	41	24	\$2,665	0	1/27	Bethlehem, PA	Second Harvest of the Lehigh Valley	7	74	35	0	\$396	0
1/20	Buffalo, NY	Hunters Hope Foundation	2	67	22	3	\$2,649	0	1/27	Toledo, OH	Toledo Seagate Foodbank	9	67	34	0	\$375	244
2/11	Gatineau, QC, CAN	The Ottawa Food Bank	6	33	10	8	\$2,346	1029	1/19	Middletown, MD	Middletown Food Bank/Glade Valley Food Bank	1	17	30	5	\$375	10
2/24	Jasper, AR	Christian Food Room	5	45	45	0	\$2,250	0	2/3	Rapid City, SD	Black Hills Children's Home Society	5	29	4	0	\$375	0
2/17	Palisade, CO	Habitat for Humanity/Catholic Outreach Soup Kitchen	8	89	53	0	\$2,235	300	2/10	Corning, NY	Food Bank of the Southern Tier	8	31	19	0.5	\$372	0
1/27	Toccoa, GA	Stephens County Recovery Academy	4	100	55	0	\$2,207	0	1/27	Des Moines, IA	Food Bank of Central Iowa	11	95	-4	3	\$370	370
2/3	Sarasota, FL	All Faiths Food Bank	8	65	65	0	\$2,104	400	2/4	Savannah, GA	America's Second Harvest of Coastal Georgia	1	24	52	0	\$350	250
1/21	Raleigh, NC	North Carolina Food Bank	20	51	30	0	\$2,075	0	2/4	Liberty Corner, NJ	Somerset County Food Bank	7	18	5	2	\$347	20
1/28	Indianapolis, IN	Gleaners Food Bank of Central Indiana	18	19	12	1	\$1,955	0	2/10	Ukiah, CA	Plowshare of Ukiah	1	25	54	0	\$330	150
1/6	Huntsville, AL	Food Bank of North Alabama	5	88	52	0	\$1,946	45	1/28	Show Low, AZ	Friends of the Mountain	16	18	35	12	\$328	20
2/3	Berkeley, CA	Alameda County Food Bank	12	106	64	0	\$1,919	15	2/17	Florence, AL	Veterans Park Dr	11	50	35	0	\$322	0
2/17	Knoxville, TN	Second Harvest Food Bank	4	48	33	1	\$1,807	357	1/13	Climax, MI	First United Methodist Disc Golf Club	1	32	2	2	\$320	17
2/10	Missoula, MT	Missoula Food Bank	2	59	35	0	\$1,800	172	1/20	Pocatello, ID	First Baptist Church of Pocatello Food Pantry	1	25	25	0	\$310	200
2/24	Fairmont, WV	The Fairmont Soup Opera	3	60	45	1	\$1,705	0	1/21	East Liverpool, OH	The Way Station	3	25	27	1	\$300	551
2/28	Kamloops, BC, CAN	Kamloops FB & Kamloops Sports Dream Fund	5	29	14	16	\$1,629	300	1/28	High Point, NC	Labor of Love Food Pantry	12	92	42	0	\$300	180
1/24	Honolulu, HI	Hawaii Food Bank	4	86	78	0	\$1,610	0	2/10	Hanover, PA	Safe Home of Hanover (YWCA)	3	45	13	1	\$300	10
1/27	Tyler, TX	East Texas Food Bank	2	29	53	0	\$1,600	0	2/18	Edmonton, AB, CAN	Edmonton Food Bank	9	17	35	28	\$300	0
1/20	Helena, MT	MT Vets Assoc, Willis Cruze House & Food Share	2	45	35	1	\$1,514	172	2/11	Norwalk, OH	Norwalk Area Food Bank	5	20	20	3	\$300	0
2/10	Holly Springs, MS	Richard Dolce Family	7	53	43	0	\$1,513	0	2/3	Greenville, NC	Pitt City Social Services Food Closet	3	25	50	0	\$295	101
2/11	Amarillo, TX	High Plains Food Bank	12	50	60	0	\$1,500	1553	2/10	Limerick, ME	St Matthew Food Pantry	2	38	21	14	\$283	10
1/27	Hazelwood, MO	St Louis Food Bank	18	53	35	0	\$1,500	335	3/11	Winnipeg, MB, CAN	Winnipeg Harvest	9	17	35	28	\$277	0
1/20	Burlington, KY	Fairhaven Rescue Mission	11	32	15	7	\$1,400	0	1/27	Lakeport, CA	Lake County Community Action Agency	7	45	40	0	\$250	95
1/20	Baltimore, MD	The Maryland Food Bank	4	46	25	0	\$1,346	30	2/3	Byron, MI	Salvation Army-Shiawassee County	2	42	5	4	\$239	200
1/13	Tiffin, OH	Patchwork's House	1	27	33	0	\$1,313	0	2/10	Ravena, NY	Meals on Wheels (?)	1	24	23	0	\$235	200
2/24	Rocklin, CA	Soroptimist Rocklin Loomis	1	63	55	0	\$1,301	2367	2/17	Temperence, MI	Erie Food Closet	4	40	26	11	\$235	60
1/27	Live Oak, TX	EDGE & Grasp Food Bank	5	76	63	0	\$1,300	615	1/28	Johnson City, TN	Second Harvest of Northeast TN	10	29	31	0	\$230	55
2/24	Norwalk, CT	Norwalk Emergency Shelter	9	55	27	1	\$1,285	155	2/18	Syracuse, NY	Food Bank of Central New York	4	42	17	38	\$230	52
1/13	Shreveport, LA	Food Bank of Northwest Louisiana	8	59	65	0	\$1,273	75	2/3	Archdale, NC	C.O.A.T	2	54	32	0	\$225	720
1/14	Troy, MI	Detroit Capuchin Soup Kitchen	4	44	30	0.5	\$1,200	750	2/10	West Palm Beach, FL	Reach Shelter Program	3	32	75	0	\$225	0
1/28	Dexter, MI	Food Gatherers	15	37	20	4	\$1,200	249	2/4	Grants Pass, OR	Fish Food Bank	5	33	45	0	\$223	171
1/13	Memphis, TN	St. Jude's/Ronald McDonald House	3	39	35	0	\$1,200	50	2/10	Anchorage, AK	Food Bank of Alaska	4	19	20	45	\$220	100
1/27	Elkridge, MD	The Maryland Food Bank	7	86	50	0	\$1,200	22	2/3	East Pennsboro, PA	Ronnie Powley Center	1	24	19	1	\$211	108
1/6	Yorktown, NY	Foodbank for Westchester	5	72	70	0	\$1,107	20	2/10	Hannibal, MO	Dog Park Fund	1	14	20	0	\$209	0
2/25	Spokane, WA	Second Harvest Food Bank	5	78	34	2	\$1,075	842	2/4	Kingsport, TN	Second Harvest of Northeast TN	12	18	34	0	\$206	0
2/24	Cookeville, TN	Henderson Samaritan Association	1	59	42	0	\$1,070	0	2/10	Lakewood, WA	Emergency Food Network	14	45	48	0	\$205	380
1/27	Stephens City, VA	Blue Ridge Area Food Bank	11	36	62	0	\$1,065	10	2/24	La Mesa, CA	The Angel's Depot	1	35	68	0	\$200	78
2/20	Durham Bridge, NB	Heart & Stroke Foundation of NB	3	55	34	25	\$1,045	394	1/20	Winthrop, IL	Friends of Fontana Park	2	40	18	0	\$200	43
1/24	Tishomingo, MS	Tishomingo Red Cross & The Food Depot	7	58	45	0	\$1,038	0	1/28	Lubbock, TX	South Plains Food Bank	7	17	38	0	\$200	0
1/28	Newport News, VA	York County Food Closet	10	45	39	0	\$1,000	890	2/3	Portland, OR	Northwest Medical Teams	5	125	40	0	\$191	0
2/25	Waiala Walla, WA	Christian Aid Center	1	20	45	0	\$1,000	500	2/25	Saskatoon, SK, CAN	Saskatoon Food Bank	1	15	9	29	\$190	200
2/3	Tupelo, MS	St Luke Food Pantry	4	70	45	0	\$1,000	250	2/11	Sante Fe, NM	Juan Valdez Halfway House	1	21	46	10	\$180	30
2/17	Abilene, TX	Abilene Food Bank	4	45	53	0	\$1,000	150	2/18	Ottumwa, IA	Food Bank of Southern Iowa	15	23	19	7	\$164	45
2/17	Augusta, GA	Golden Harvest Food Ban					\$1,000		1/27	Vadito, NM	Taos Shared Table	4	4	38	25	\$162	100
1/28	Wichita, KS	Kansas Food Bank Warehouse	18	48	26	1.5	\$1,000	0	2/11	La Crosse, WI	Wafer Food Pantry	1	16	18	4	\$160	15
1/6	Brandenburg, KY	Mapes Missions	4	40	48	0	\$1,000	0	2/11	Harrisonburg, VA	Parks and Recreation Dept	4	32	33	2	\$160	69
2/17	Easton, MA	www.deafautism.com	4	50	35	2	\$1,000	0	2/10	Oakville, ON, CAN	Partnership West Food Bank	1	16	12	6	\$160	20
2/17	Charlton, MA	North Haiti Mission Children's Fund	7	95	27	4	\$942	0	2/10	Grand Island, NE	Salvation Army Food Pantry	3	13	17	3	\$151	10
2/17	Jefferson, NC	A Partnership for Children	1	36	26	0	\$933	0	1/20	Auburn, WA	Auburn Food Bank	3	42	50	0	\$150	164
2/24	Rochester, NY	Brockport Food Pantry	14	52	20	18	\$915	150	1/17	Salina, KS	Salina Emergency Aid-Food Bank	6	27	20	0.5	\$150	20
1/27	New Brunswick, NJ	Franklin Township Foodbank	1	38	38	0	\$910	156	2/3	Charlottesville, VA	Arc of the Piedmont	3	20	35	0	\$150	0
1/20	Murfreesboro, TN	Rutherford County Food Bank	5	131	35	0	\$900	600	1/6	Lansing, MI	Meals on Wheels	1	38	40	0	\$150	0
2/3	Eastville, VA	Foodbank of the Eastern Shore	4	48	42	0	\$900	100	2/18	Malahat, BC, CAN	Canuck Place Children's Hospice	1	15	45	0	\$150	0
2/17	Helsinki, FINLAND	OXFAM	4	63	28	7	\$883	0	2/3	Springfield, IL	St. John's Bread Line	1	36	-6	1	\$148	99
1/27	Kinston, NC	Kinston ICOR	2	56	50	0	\$865	20	2/24	Concord, NC	Cooperative Christian Ministry	1	30	65	0	\$145	289
2/10	Lafayette, LA	Foodnet	1	66	52	0	\$850	540	1/28	Canyonville, OR	UCAN	18	40	40	0	\$137	97
1/21	Santa Cruz, CA	Second Harvest/St Francis Soup Kitchen	8	90	35	0	\$850	250	2/3	Lexington, KY	Martin Luther King Youth Service Center	6	25	15	3	\$125	0
1/20	Bowling Green, KY	Dream Factory	16	65	47	0	\$806	567	2/3	Texarkana, TX	Harvest Texarkana	2	14	38	0	\$123	200
1/13	Arcata, CA	Companion Animal Foundation	4	36	27	0	\$800	0	2/25	Pratt, KS	Pratt Food Bank	5	20	49	1	\$110	220
1/20	Wooster, OH	Akron-Canton Regional Food Bank	3	43	26	0	\$789	0	2/17	South River, ON, CAN	Good Happenings Food Bank	4	20	18	26	\$100	25
2/17	Rock Hill, SC	Area Eleven Special Olympics	6	40	49	0	\$780	200	1/13	Nixa, MO	Least of These Food Pantry	3	23	26	1	\$100	0
3/10	Birmingham, AL	Old Firehouse Shelter	1	79	62	0	\$777	200	1/21	Houston, MO	Relay for Life	2	12	36	2	\$100	0
1/20	Joplin, MO	The Children's Center	3	27	30	6	\$774	0	1/13	Bainbridge, OH	Pike County Outreach Foodbank	2	13	45	0	\$98	35
1/27	Jackson, TN	Regional Interfaith Association	2	50	53	0	\$770	115	2/3	Findlay, OH	The Family Center	4	16	0	3	\$96	0
1/28	Ashtabula, OH	Meals on Wheels	5	24	2	5	\$720	100	2/10	Valparaiso, IN	Porter County Food Pantry	4	20	15	6	\$92	150
1/27	Columbia, MO	Central Missouri Food Bank	21	64	22	3	\$700	334	1/13	Nicholasville, KY	YMCA	2	13	36	0	\$85	0
1/6	Easley, SC	Red Cross-Pickens County Chapter	5	50	50	0	\$700	125	2/4	Milan, IL	St. Ambrose Church	1	18	-2	3	\$85	50
1/28	Roseville, MN	Keystone Community Services	2	43	0	5	\$667	210	1/20	Winston Salem, NC	Food Bank of NW NC	20	62	37	0	\$52	105
1/28	Aurora, IL	Hesed House	1	60	30	2	\$650	259	1/28	Edmond, OK	Food & Shelter for Friends of Norman	12	45	34	0	\$50	200
2/24	Lewisberry, PA	York Co & Red Land Food Banks	2	39	40	3	\$650	146	2/4	Lancaster, PA	Lancaster Council of Churches	9	4	30	0	\$50	0
1/27	Montrose, CO	Hospice & Palliative Care of Western CO	5	22	16	6	\$650	0	2/10	Fairfax Station, VA	Capital Area Food Bank of Northern VA	3	40	36	1	\$41	115
2/10	Shelby, MI	Crystal Valley Care Fund	6	23													